



# MGAlive Chromium Browser Requirement Notice

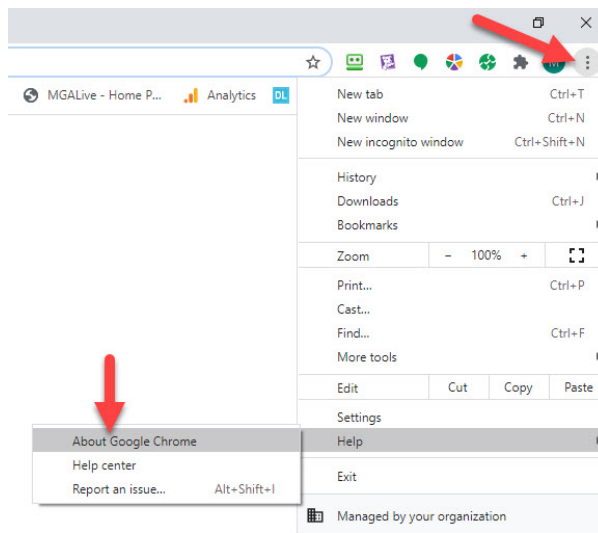


## Notice

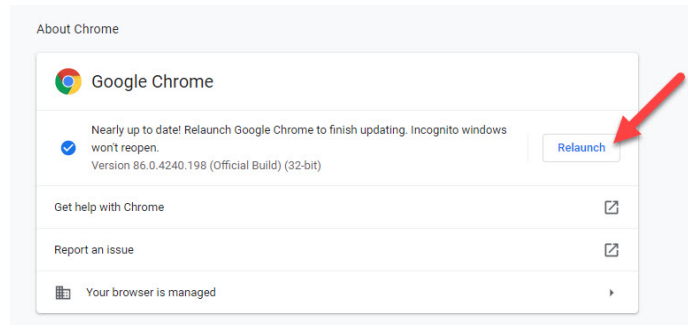
Starting 05/03/21, MGAlive users are required to use a Chromium based browser to access MGAlive.com. This includes the **Google Chrome browser**, and the **Microsoft Edge browser based on Chromium**. Other browsers such as IE, Edge (non-chromium), Firefox, and Safari may not display our site properly and functions may become diminished or non-existent. We offer an installation guide below for the two accepted browsers.

## Google Chrome browser

If you have the Google Chrome browser installed, check to make sure that your browser is up to date. Click on the three vertical dots and scroll down to Help. Select About Google Chrome.



If your browser is not up to date, Google will automatically begin updating the version. The final step is to click on the Relaunch Button to complete the update and use the latest version of Google Chrome.



## Install Google Chrome

If you do not have Google Chrome installed, and do not have administrative rights to install programs to your computer, please forward this notice to your IT department. If you do not have an IT department, and you are not sure how to download or install the latest Google Chrome Browser, please continue to read below. We offer some links and information from Google listed below, to help you get started. However, the most up to date details will be provided by visiting Google's Website.

## Install Chrome on Windows

1. [Download the installation file.](#)
2. If prompted, click Run or Save.
3. If you chose Save, double-click the download to start installing.
4. Start Chrome:
  - Windows 7: A Chrome window opens once everything is done.
  - Windows 8 & 8.1: A welcome dialog appears. Click Next to select your default browser.
  - Windows 10: A Chrome window opens after everything is done. You can [make Chrome your default browser.](#)

If you've used a different browser, like Internet Explorer or Safari, you can [import your settings into Chrome.](#)

### Can't install Chrome

You can learn how to [fix problems installing Chrome.](#)

For assistance with [installing of Google Chrome on other operating systems](#), please Google's website.




---

## Microsoft Edge based on Chromium

Alternatively, you may use the version of Microsoft Edge that is based on Chromium. For details on installation, [click here](#).

How can I tell which version of Edge I have installed? The icon on your desktop for Chromium features a wave rather than the “e” icon featured for the non-chromium Edge browser. Your desktop icon may vary from the example below.



For assistance with installing or updating this browser, visit the company’s website. [Click for more details from the Microsoft Website](#).

## Thank you!

We appreciate your attention to this requirement, so that we may deliver the best possible experience on MGA.live.com. For additional information on CAIS or MGA.live, please visit our [website](#).